


LOYALSOCK TOWNSHIP



HIGH SCHOOL

Glad to Have You
All Back!

2020-21

Student Expectations and Procedures

**CONTROL WHAT
YOU CAN CONTROL**

More than any year, we need EACH of you to....

- Remain patient and understanding
- Be adaptable and flexible with changes that likely will happen
- Do what we need and expect you to do
- Realize that coming back to school is **WAY** better for your academic achievement
- **LISTEN TO and WORK WITH us**
 - Your teachers, staff, and Mr. Yonkin and I have worked extremely hard to get things ready to welcome you back

**Faculty/Staff Guests
in attendance...**

Welcome to Our New Staff

- Mr. Yonkin – assistant principal
- Mrs. Dangle – social studies
- Miss Barnes – math
- Mrs. Walk – front office secretary
- Mrs. Butters – front office secretary
- Mrs Pavlick – aka Kurelja – she got married!

THEME FOR THE YEAR:

Control What You Can Control

**DO NOT LET
WHAT IS
OUT OF
YOUR
CONTROL
INTERFERE
WITH ALL
THE THINGS
YOU CAN
CONTROL.**

**DON'T LET YOUR
HAPPINESS BE
CONTROLLED BY
SOMETHING YOU
CAN'T CONTROL**

The most powerful weapon
against stress is
our ability
to choose one
thought over another.
Train
your mind to see the
good in this day.

Follow Us...

Blackboard App

Will be used for push notifications about weather, reminders, events, news, etc.

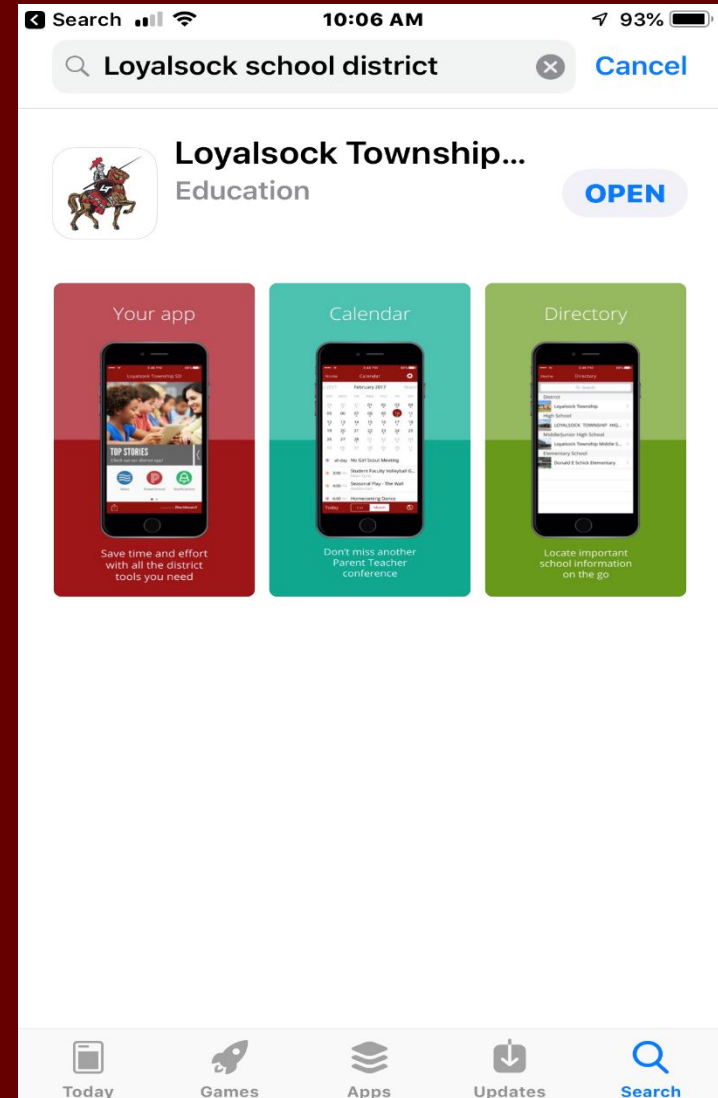
Facebook

Will still push out to followers
[@LTHSPrincipals](#)

Loyalsock Blackboard App...

To Download App

1. Go to App/Google play store
2. Search “Loyalsock School District” (It should pop right up)
3. Open it up, scroll left and right



DAILY SCHEDULE

- Schedule has not changed much from last year
- We begin at 7:50 and end now at 3:00 p.m.
- Exterior doors open at 7:30 a.m.
 - West Entrance (door 7)
 - Front Entrance
- No mini courses for first semester

Changes and Health & Safety Precautions This Year

- Multiple safety precautions in place to protect everyone
- Guidelines and rules are mandatory - we will absolutely expect you to follow them
- Our LTHS guidelines are completely based on the requirements and guidance from the Pennsylvania Departments of Health and Education

3 Most Important Precautions

1. PROPER USE OF A FACE MASK -

Every major health expert has said that it is extremely essential

– Must cover mouth AND nose

2. Keeping distance between you and others

3. Washing your hands / sanitizing hands as much as reasonably possible

PROPER USE OF A FACE MASK

COVID-19 Safety Measures



All safety measures are based on Centers for Disease Control and Prevention and Pennsylvania Department of Health guidelines and directives.

Consequences for Violating Safety Guidelines

- You will be sent home if you fail to comply with any of the requirements in place, including wearing a mask correctly as well as not following other procedures.
- You also may face school discipline for insubordination.

Entering School Each Day

- Doors not open until 7:30 a.m. School begins at 7:50 a.m.
- 2 entrances for students entering the building
 - HS main entrance
 - West Parking Lot (Art Room) entrance
- **Temperature Checks and Screening**
 - Students will also be screened by staff entering the building from either entrance location and throughout the day randomly as necessary.

Entering a Classroom

- As you enter, you will need to each get a couple paper towels to wipe down your desk before you sit down at it.
 - Teachers will spray each desk before you come in
 - Throw paper towel away
 - Use hand sanitizer after you wipe your desk
 - Sit down at your desk

Breakfast & Double Time

- **Breakfast** - held in cafeteria
 - If you plan on eating, get there ASAP and be ready to get to your block 1 by 7:50 a.m.
- **Double Time**
 - Not open yet
 - Will evaluate needs as we go
- **Double Time - now used for mask break**
 - Go to your block 2 class
 - Teachers are working out way to provide half the class a break for 4 minutes and then the other half of class for 4 minutes

Hallways

- Students must be wearing masks as they walk.
- Not be permitted to congregate and stand around; must keep moving to minimize clusters of students.
- Various directional arrows and signage will direct students to observe a **one-way or two-way flow** in each hallway.
 - Keep to the RIGHT
- Hand sanitizing stations are in many places in hallway
- Staff will ask you to move along and not stand still

Other Precautions

- Plexiglass - used in various classrooms, including science labs, computer labs, and art rooms.
- Sling/drawstring bag – each student gets one when they come in to help carry more without need of going as much to lockers .
- Student lockers – we will be staggering times for students to go to their lockers in order to maximize social distancing
- Each evening, every room will be cleaned and sanitized

During Class...

- **Face mask on at all times** unless given a mask break
- Mask **MUST** be worn correctly
- **Keep space** between you and others close to you
- Sanitize your hands each time you re-enter class from having gone to bathroom or somewhere else

Going to see Nurse

- If, during the day, you begin to feel ill, go to the nurse as you normally would
- For items that you normally would have gone to for other things, go to main office instead

EXAMPLES

Contact lens solution
Contact lens case
Nail clippers
Emery board
Antibiotic ointment packets
Band-aids
Vaseline packets
Dental floss
Dental wax for braces
Safety pins
Eyeglass repair kit
Small sewing kit
Feminine hygiene supplies

Lunch

- Because of requirements to social distance 6 feet apart and have a mask off to eat, most schools have no choice but to also use an alternate place to feed students in addition to the cafeteria
- We will use the cafeteria and HS gym
- Lunches are grab and go style - both hot and cold food choices and various snacks available

Lunch

- Cafeteria - Juniors and Seniors
- HS Gym - Freshmen and Sophomores
- Lyco CTC - HS Gym
- Will now use your ID barcode to pay
- and be able to know what lunch you should be in

Lunch

- When block 4 begins at 12:20 and you go either lunch A or B from Block 4/Period 7 / 8... you simply leave that class and go to either location
- You will need to show an adult your ID so we check your grade
- Need to do this to guarantee proper social distancing in each lunch

Lunch Procedure

- Cafeteria - Juniors and Seniors
- When you get to cafeteria entrance, you will enter one of two entrances
 - G-hallway
 - Far entrance near exterior doors
- These are only lines available
- Go through line, get food, and **sit down at seat with a DOT (6-ft. separated already)**

Lunch Procedure

- Cafeteria - Freshmen and Sophomores, Lyco CTC
- Go to HS lobby kiosk - get in line and stay socially distant using dots on hallway floor
- Go through line, get food, walk to HS gym, and sit down at seat with a DOT (6-ft. separated already)

Lancer Period Expectations

- **EVERYONE MUST** be in LP
@ 2:24 p.m.
- P.M. Announcements will occur
- **DO NOT** bring your backpacks!
- You will use eHallPass to go
wherever you need

Backpacks



- Backpacks must go into your locker upon getting to school
- Backpacks are NOT permitted during school
- Use the SLING Bags we have purchased instead when they arrive
- Athletes - please secure your bags in each locker room in AM.

Main Office



- Front office totally changed - safer and more secure
- New secretaries - Mrs. Walk and Mrs. Butters
- This is the Attendance office and Reception
- Place you would go to sign in and sign out of school

Principal and Guidance Office



- Mrs. Lapoint is now the principal and guidance secretary
- Come here to see a principal or school counselor

Student Portal on Website

- Your own personal access to YOUR grades, attendance and discipline
- Progress reports will be posted in the portal every THREE weeks.
- Please check your portal at least weekly
- This is the place to know if you are a Maroon (Household A-J) or Gray (Household K-Z)

Morning Expectations...

- Doors to school will be unlocked for student access beginning at 7:30 a.m.
- Go to break fast in cafeteria quickly, eat and get to block 1/period 1
 - If you come to school earlier you will have to wait outside until then.
 - Teachers are not allowed to let you in UNLESS you have an appointment with someone.
 - SCHOOL BEGINS at 7:50 a.m.
 - One-minute warning bell is at 7:49.
 - School clock is the time to abide by.


Lockers



- Locker assignments were changed this year
- Make sure your locker works
 - Tell office if there is a problem
- Please do NOT use glue, tape or write in locker
 - Use magnets instead
 - Damage fee is \$120
- Valuables – don't bring these to school
- Lockers are property of the school and can be searched at any time

Valuables/Personal Property


- Thefts continue to occur in school every year
- Ultimately, the school is NOT responsible for stolen items
- Lockers should not be used to hold expensive items or large sums of money
- Cameras assist us in catching thieves
- Keep money and expensive items at home, or...
 - Ask to secure them in the office's safe
- Thieves will be prosecuted



Attendance Law & School Procedure

- 18 days a year – legal and unlawful
- Tardiness – receive school consequences on 3rd lateness
 - 7:50 – 8:30 a.m. and 8:31- 10:50 a.m.
- Half day absence – 10:50 – 2:20 p.m.
- Full day absence – any time after 2:21 p.m.
- Parents notes – can write up to 8 notes for sickness
- Medical/dental/other legal notes – please provide if seen
- **Reminder: Students who come to school after 8:30 am will not be able to participate in athletics that evening.**

Attendance – Absences



8 days of excuses per year written by parent/guardian

3 school days to turn in parent notes

10 school days to turn in medical excuses

After this day, the absence becomes unexcused!

Legally, phone calls cannot count as an excuse.

Excessive unexcused absences results in:

Demerits if it is unlawful/unexcused

Court & Fines for you and/or your parents/guardians

Demerit System



LANCER Demerit System



The demerit system is not intended to be solely punitive. Instead, the demerit system was activated with the goal of teaching students how to self-monitor behaviors and evaluate choices to best represent not only her/himself, but also the student body of Loyalsock Township High School.

A student who earns **6 or more demerits in the first semester** will lose the eligibility to participate and attend a prescribed set of extra-curricular events and activities for the remainder of the first semester. When a student earns a total of **12 or more demerits in the school year**, s/he will lose all prescribed extra-curricular privileges for the remainder of the school year.

Student extra-curricular events and activities will be categorized as follows:

Semester 1	Semester 2
Homecoming Courts & Escorts Homecoming Dance Attendance Powder Puff Participation Snowball Court & Escorts Winter Formal Attendance Student Driver Parking Pass Riding Athletic Competition Fan Buses Renaissance Card Incentives	Mr. Sock Court & Escorts Spring Dance(s) Attendance Prom Court & Escorts Junior-Senior Prom Attendance Powder Puff Participation Senior Trip & Senior Lock-In Student Driver Parking Pass Riding Athletic Competition Fan Buses Renaissance Card Incentives

ACTION	DEMERITS ASSIGNED	EXAMPLE
1 Morning Tardy Detention	$\frac{1}{2}$ demerit	2 Tardy Detentions = 1 demerit
1 After School Detention	1 demerit	2 After School Detentions = 2 demerits
1 Morning Saturday School	2 demerits	2 Morning Saturdays = 4 demerits
1 Extended Saturday School	$2 \frac{1}{2}$ demerits	2 Extended Saturdays = 5 demerits
1 Day Out-of-School Suspension	3 demerits	2 Days Out-of-School = 6 demerits
3 Unexcused/Unlawful Absences and Each Additional	1 demerit	3rd & 4th Unexcused/Unlawful Absence = 2 Demerits



EHALLPASS

Email *

Password *

Remember Me

[Forgot Password](#)

If your school uses a Google, Clever or Office 365 account to log you in, choose the appropriate option below.

EHALLPASS

< > e-hallpass.com

e-hallpass Loyalsock Township High School

Ashley Sekel
[My Profile](#)

MAIN NAVIGATION

- Dashboard
- Pass History
- ProxyPass
- Appointment Pass
- Out of Office 1 new
- New Releases updated
- Video Tutorials

Control Panel

- Summary Reports
- Pass Limit/Blocking new <
- User Management <
- Pass Setting <
- Modules List updated
- Logout

Student*

Sample Student , sstudent1@loyalsocklancers.net

Date*

2019-08-26

Period*

Lancer Period/Mini Course

Time*

2:30 PM

From Teacher

Linda Lacoce , llacoce@loyalsocklancers.org

Reason for this pass *

Silver Cord Hours

[Submit](#) [Cancel](#)

[+ Advanced search](#)

Showing 1 to 2 of 2 entries

Firstname Lastname	Date	Period
Name	Date	Period

USE OF IPADS - REMINDERS

- Use for school and personal purposes
 - School stuff takes priority
- It is YOUR responsibility
- CHARGE IT EVERY NIGHT at HOME
- Do not leave them in places they may get stepped on or taken
- Charging station in library
- Use a loaner if necessary

Dress Code Highlights

- See handbook for details
- Pants/Shorts
 - Not expose inside pockets, buttocks, have holes above a 3” inseam
 - skirts fingertip length
 - No pajama pants
 - No “Comfy”/huge hoodie apparel
 - No pants with excessive holes/tears
 - No tight-fitting pants (Spandex, leggings, etc.)
 - **must be worn with a top that covers the buttocks!**
- Shirts
 - Must have a 3” cover
 - shoulder & sleeve
 - Long enough to cover the midriff/back
 - Not be overly revealing, low cut or expose undergarments
- NO COATS
- NO BLANKETS
- NO HATS/HOODS on


Student Parking

- You can choose parking space (first come, first served)
- Permit # must match space #
 - Display permit at all times
 - Park in assigned space
 - Ticketing, loss of privileges, school consequences may result
- Must register your car if you want to park on school grounds
 - Fill out Parking Registration & Random Drug Testing Form
 - Parking is \$5.00
- After you're parked enter through Door 7 (Art and Music Hallway)
- Drive safely
 - Reckless driving, speeding, etc. will mean a loss of parking privileges
 - Vehicles can also be towed at owner's expense
- Vehicles are subject to search
 - If you are continually late, you will lose your driving pass.

Go Home After School

- Almost all practices and activities will begin at 4:00 p.m. GO HOME first.
- If you see the trainer, that is fine.
- Athletes - you must take everything home each night to wash it. You may not let things in your locker.
- Loitering in the athletic wing is not permitted
 - You will be asked to move along by folks working in those areas, SO PLEASE RESPECT THEM AND DO AS THEY REQUEST
- **Do NOT yank on doors or gates!**
 - Breaking them will result in charges and these doors are expensive!

SCHOOL-WIDE ASSESSMENT(SWAP) PROCEDURES



- Students may be asked to move desks.
- Students will be asked to remove books & articles off of desks and workstations
- Students will be asked to turn iPads over
- You will not have your smartphone prior to testing.

Changes in Re-taking A Formative Assessment (Quizzes, etc.)

Quizzes/Other Formative Assessments – may be retaken according to the following criteria depending upon the course’s academic weight/level if the student achieves an original score between 0 – 89% on a given assessment.

- Academic (1.0) Level Courses – up to three (3) quizzes/formatives can be re-taken for **EACH MARKING PERIOD**, ONE TIME for a maximum score of 90%.
- Honors (1.04) Level Courses – up to two (2) quizzes/formatives can be re-taken for **EACH MARKING PERIOD**, ONE TIME for a maximum score of 90%.
- AP (Advanced Placement) (1.08) Level Courses – it is the teacher’s discretion to provide opportunities, where appropriate and deemed so by the teacher, to allow retakes for a given quiz/formative assessment.
- Students with Disabilities – based on the student’s individualized education plan, a teacher can provide multiple retake assessments at the teacher and co-teacher’s discretion.
- Highest Grade to achieve on a retake remains at 90%

BUILDING-WIDE SMART/CELL PHONE EXPECTATION

- May NOT be out in plain view, used, or otherwise “checked” at any time during classroom instruction
- Students MAY USE their phones in between classes, at lunch, and before or after school.
- May not distract in any way from the instruction going on in the room.
- Includes use of any Apple or other Smart Watch in which students can use Bluetooth and still communicate with his/her phone.
- Some teachers will expect smart/cell phones be placed in a container as students walk in the door of the classroom, and then retrieve the device as they are leaving

BUILDING-WIDE EARBUD, PODS, HEADPHONE EXPECTATION

- NOT PERMITTED whatsoever in hallways or other general areas around the school.
- Individual teachers MAY allow earbuds to be used, as iPads, computers and certain classwork may require earbud use.
- Earbuds may also be used during lunch in the cafeteria ONLY.

BUILDING-WIDE HAT/HOOD/HEADGEAR EXPECTATION

- NOT PERMITTED whatsoever in school.
- This is primarily a safety and security issue.
- Hat/Hoodie will be confiscated
 - a t-shirt will be available if needed

Cellphone, Earbud/Headphone, Hat/Hood Misuse Consequences

Will be confiscated by the teacher/staff member and delivered to the main office. **There will be NO WARNING.** The office will label the phone and place it in locked storage.

- 1st offense – given to student at end of day and ASD
- 2nd offense – given to parent/guardian who must physically come in to retrieve it and MSD
- 3rd offense – mandatory meeting with student and parent, and only given back to parent. ISS for 1 day
- 4th offense – mandatory meeting with student and parent, parent encouraged to take phone from student for a period of time. ISS for 3 days

In-School Suspension

- Nittany Learning Services
- ISS issued to students for some infractions, and as a step in our progressive discipline model

Juuling, Vaping, Tobacco

- Obviously not permitted
- Two sets of feet or more in a stall
- Vaping.juuling sensors
- \$70 fine

Important Board Policies

Harassment/Bullying

Verbal, sexual, written, etc.

Posted in each classroom

Weapons

1 year mandatory expulsion

See something – Say something PLEASE

Drugs/Alcohol

Breathalyzer – alcohol

Random Drug Testing – for anyone who drives/parks on school grounds and/or participates in any extra-curricular activity

Must give consent to be tested in order to participate

School can search persons, belongings, locker, and car.

Important Board Policies

Threats

To other students and adults – if you threaten someone, you are likely in school and legal trouble...

Safe2Say

Anonymous tip line using app

Helps aid with above issues and other problems students may face that are of a life endangering nature...


Handbook

- Handbook on the homepage of HS
 - Please review to find further info on the topics discussed today.
- You can access it on our website.





Silver Cord




SERVICE

The Silver Cord program is a distinguished award available to high school students with the purpose of recognizing their out of school volunteer efforts. Program participation is voluntary for all Loyalsock High School students. Students who complete the required hours of volunteer service will be recognized at their graduation by wearing a silver cord with their cap and gown and with special mention during the Commencement program.

100 hours to accomplish

First Day Forms



- Return all first-day forms to your Lancer Period HR teacher
- All forms must be back by Tuesday, Sept. 8
- Failure to return can result in school consequences, so PLEASE get them back to us.

**Welcome
Back!**

**Have a great
year!**

Control

**What YOU
Can COntrol**

Be SAFE

**Wear YOUR
MASK**

**Wash your
Hands!**